



Magnolia

CLASSIC SERIES

KREYMER EAST

1007 SHELDON DRIVE, WYLIE, TX 75098

HOMES FROM
\$649,990

3,187
SQUARE FEET


4
BEDROOMS

2.5
BATHROOMS

2.5
CAR GARAGE



ELEVATION D



ELEVATION C

ELEVATION C



ELEVATION AS

ELEVATION AS




ELEVATION CS

ELEVATION CS



ELEVATION A

ELEVATION A



ELEVATION F

ELEVATION F



Document generated Apr 19, 2025. Prices, plans, square footage, features and materials are subject to change at any time without notice and vary among communities. Listed prices are for informational purposes only, are not binding, and do not create any contractual obligation(s). The price of any home is dependent on numerous factors, all of which are unique to a specific home, and is not guaranteed until specified in a binding contract. Pricing of elevations and additional optional beds/baths vary per plan. Some plans require a premium homesite. Please ask the Community Manager for details. Renderings of homes are artist concepts and may not reflect exact colors and materials.



Magnolia

MAGNOLIA FLOOR PLAN

KREYMER EAST

1007 SHELDON DRIVE, WYLIE, TX 75098



Magnolia



This brochure is for general informational purposes and is to be used as a guide only. Changes may be made during the development process and floorplans, dimensions, fixtures, fittings, finishes and specifications are subject to change without notice. Window placement, balcony configuration, wardrobe sizes and living areas may vary slightly within each plan type. EQUAL HOUSING OPPORTUNITY





Magnolia

KREYMER EAST

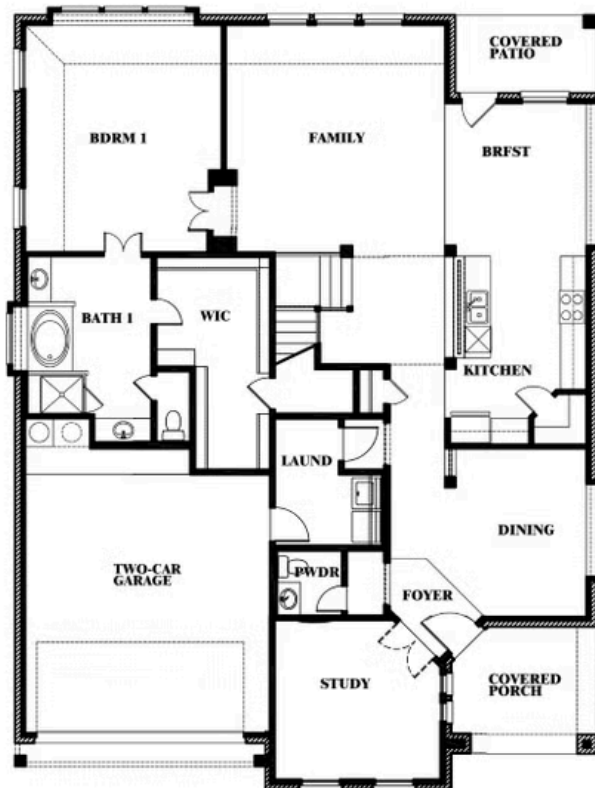
1007 SHELDON DRIVE, WYLIE, TX 75098

MAGNOLIA FLOOR PLAN WITH OPTIONAL MUD ROOM



Magnolia

Opt. Mud Room & Ext. Primary Closet



This brochure is for general informational purposes and is to be used as a guide only. Changes may be made during the development process and floorplans, dimensions, fixtures, fittings, finishes and specifications are subject to change without notice. Window placement, balcony configuration, wardrobe sizes and living areas may vary slightly within each plan type. EQUAL HOUSING OPPORTUNITY





Magnolia

MAGNOLIA FLOOR PLAN WITH OPTIONAL SHOWER AT POWDER

KREYMER EAST

1007 SHELDON DRIVE, WYLIE, TX 75098



Magnolia Opt. Shower at Powder



This brochure is for general informational purposes and is to be used as a guide only. Changes may be made during the development process and floorplans, dimensions, fixtures, fittings, finishes and specifications are subject to change without notice. Window placement, balcony configuration, wardrobe sizes and living areas may vary slightly within each plan type. EQUAL HOUSING OPPORTUNITY



Document generated Apr 19, 2025. Prices, plans, square footage, features and materials are subject to change at any time without notice and vary among communities. Listed prices are for informational purposes only, are not binding, and do not create any contractual obligation(s). The price of any home is dependent on numerous factors, all of which are unique to a specific home, and is not guaranteed until specified in a binding contract. Pricing of elevations and additional optional beds/baths vary per plan. Some plans require a premium homesite. Please ask the Community Manager for details. Renderings of homes are artist concepts and may not reflect exact colors and materials.



Magnolia

KREYMER EAST

1007 SHELDON DRIVE, WYLIE, TX 75098

MAGNOLIA FLOOR PLAN WITH OPTIONAL BATH 3



Magnolia Opt. Bath 3 at Bed 5



This brochure is for general informational purposes and is to be used as a guide only. Changes may be made during the development process and floorplans, dimensions, fixtures, fittings, finishes and specifications are subject to change without notice. Window placement, balcony configuration, wardrobe sizes and living areas may vary slightly within each plan type. EQUAL HOUSING OPPORTUNITY

